



MESSER 
Cutting Systems


OMNIMAT®
YOUR ONE FOR ALL

OMNIMAT®


SETS NEW STANDARDS FOR PRECISION, SPEED AND ECONOMY



The modern CNC control Global Control offers the easiest use to the operator



The triple torch bevel unit DAFL is the ideal tool for cutting wind tower plates




The plasma bevel cutting unit Skew Rotator Infinity facilitates the immediate cutting of bevels on parts



Drilling, boring, countersinking and thread tapping as additional processing possibilities



The machine can be equipped with a maximum of 20 oxyfuel torches



OMNIMAT®

THE BENEFITS

- Messer Quality at an economical price.
- Ideal for large working areas with oxyfuel and plasma equipment.
- Solidly built to guide even the heaviest equipment accurately.
- Thermally stable even for cutting preheated plates.
- Twin-sided longitudinal drives and precision guiding profiles give high cutting accuracy and true contours.
- High powered AC servo technology for speeds up to 20 m/min (up to 35 m/min with footplate).
- Reduction of time between cuts through highest acceleration.
- Short lifts between cuts for high productivity.
- Wide selection of marking tools.
- The use of up to 20 ALFA oxyfuel torches allows the highest possible number of cut parts per time unit.
- Automatic hole piercing up to 130 mm.
- Modern, user-friendly touchscreen control for quick and easy set-up of the control.
- Working with our offline programming software OmniWin gives optimum processing with all cutting technologies.
- Messer hole technology (True hole for Hypertherm cases) for accurate inner contours.

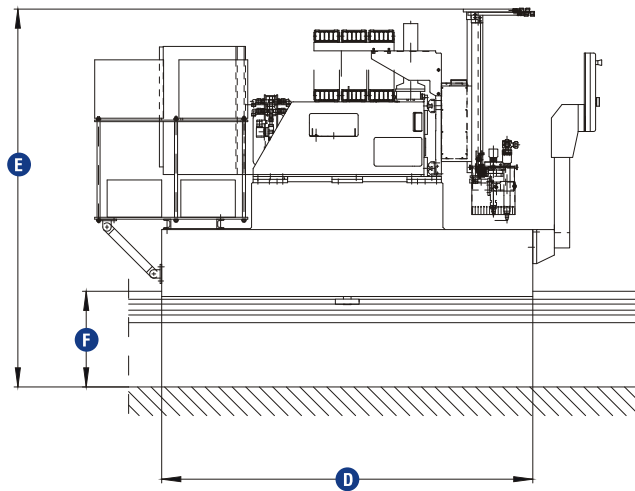
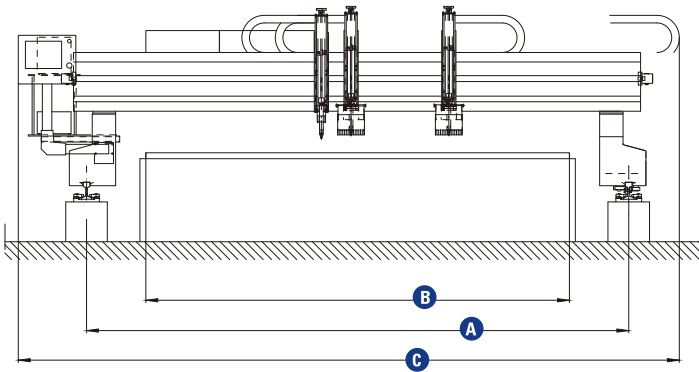
And many more ...

Technical Data (all dimensions in mm)

A Track Gauge	4000	4600	5000	5600	6000	6500	7000	7500	8000	8300	8800
B Working Width*	3000	3600	4000	4600	5000	5500	6000	6500	7000	7300	7800
C Overall Width**	4935	5535	5935	6535	6935	7435	7935	8435	8935	9235	9735
D Length	1940	1940	1940	1940	1940	1940	1940	1940	1940	1940	1940
E Height**	2100	2100	2100	2100	2100	2100	2100	2100	2100	2100	2100
F Track Height**	500	500	500	500	500	500	500	500	500	500	500

* Working widths apply for machines equipped with vertical torch units and with one tool per plate. When equipped with multiple tools, the working width is reduced accordingly.

** The total width and height depend upon equipment fitted and may vary from the above figures



The descriptions, technical data and illustrations contained in this document are provided for guidance purposes only and are non-binding. The manufacturer reserves the right to make alterations to products without notices.

IM14A0008B23



Messer Cutting Systems India Private Limited

No.198/2A2A, 198/2A2B and 199/2AB2, SNMV Collage Road, Mallumichampatti, Coimbatore - 641 050, Tamil Nadu, INDIA.
Tel.: +91 422 6725501 | sales.all@messer-cutting.com | www.messer-cutting.com

